

PROMOBOT TELEOP INSTRUCTION

Requirements for the operator's workplace:

1. Computer with Internet connection;
2. Chrome browser with the [Screen Capturing](#) extension installed (or other browser that supports this extension);
3. Video camera;
4. Microphone.

Start of use:

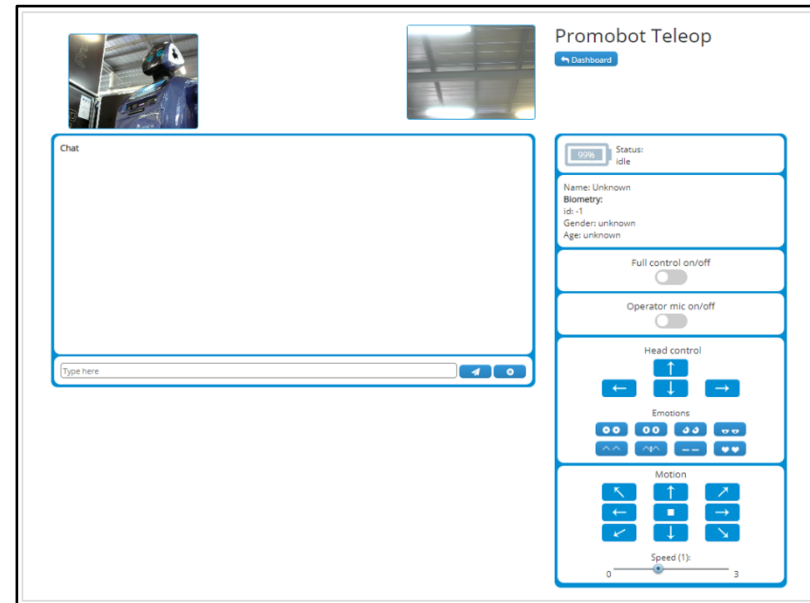
1. In the browser open the page: <https://teleop.promo-bot.ru>
2. Enter login and password;

After the operator connects to the robot, the following message will appear on the screen of the robot:



To end the session, close all active tabs with the teleop webpage or the browser window.

Operator window:




Elements of the screen:



The screen shows the video stream from the operator's webcam.



The screen displays the stream from the robot's video cameras. **Important! See paragraph 1. Section Notes!**



Status: The state of the battery on the robot.
idle

Name: КРАСАВЧИК
Blometry:
id: 21
Gender: Male
Age: 46

Display of information that the robot received when the main user was recognized.

The operator can communicate with the user by phrases pronounced by the robot or by microphone.

Operator mic on/off Turns on/off operator microphone:



Cancel the pronunciation of text on the robot. (If the text is not sent, it will play)

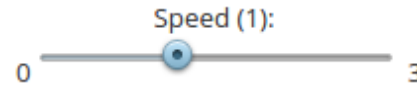


Sending text to the robot.

Motion



Motion control buttons of the robot. To move, hold down the direction key. The central button performs emergency braking of the robot. Buttons work only in silent mode. **Important! See clause 2. Section Notes!**



The slider controls the speed of movement of the robot.

Head control



Buttons for controlling the movement of the head.

Emotions



The buttons for displaying emotions on the face display of the robot.

Operator call from the robot:

1. By the button. Pressing the icon on the robot

The button appears when the menu button is pressed on the "main" screen of the robot.



2. By the voice. To do this, you must create a rule in the Linguistic database and use the action to call the operator: teleop:call

When you call an operator, a warning appears in the browser window, accompanied by an audible alert. The notification is displayed for 15 seconds, if during this time the operator does not have time to receive the call, the call will be terminated.

When you click on the "Accept" button, a stream from the webcam of the operator will be displayed on the screen of the robot.

Problem solving:

1. If problems occur, refresh the page (press F5).
2. If the refresh of the page did not help: you should press the key combination: Ctrl+Shift+R.

Notes:

1. For the full-fledged broadcasting from robot cameras, the necessary condition is the opening of the following addresses and ports for Internet access: 46.4.94.90:80 и 46.4.94.90:443
2. Since the camera angle is limited, and in the "silence" mode the ultrasonic sensors are disconnected, the robot ceases to detect obstacles and reacts to them, it is recommended to use the travel buttons only if you are sure of the robot's route, i.e., there will be enough room for maneuvers and movement, in any other case, the use of motion by a robot is strictly not recommended! **You perform all actions at your own risk.**
3. It may not always work correctly (errors may occur) because it uses a third-party extension, which depends heavily on the stability of the Internet.